ABAX 2025

Review

ON THE ROAD

A year in motion

In 2025, ABAX customers made millions of journeys. Here's the story those journeys tell.

Over the year, ABAX customers travelled a distance of

4 186 888 968

kilometers which is...

104 460

times around the world

10 890

times to the moon

Total trips taken

274 886 602

Distance shows how far ABAX customers travelled, while trips reveal how often they were on the move. Combined, they capture the pace of the year on the road.

Time spent on the road

Time on the road isn't just time spent driving - it's time spent showing up: making deliveries, commuting, getting jobs done, and keeping businesses running. Across millions of drivers, those moments together reflect real effort and movement.

In 2025, ABAX Customers time spent on the road was:

90 391 180 hrs

which is...

10 319

years non-stop in the car

129

average human lifespans

Travel isn't just about distance - it's about how you move. Patterns in speed, trip length, and distance travelled reveal the shape of everyday mobility and the rhythm of journeys throughout the year.

The average trip went as far as

14 km

The average trip lasted

28 mins

The average speed was

32 km/h

753 000

trips made per day

In 2025, those miles added up to something bigger than distance. They reflect the work our customers do every day, and the trust they place in ABAX to support every journey along the way.

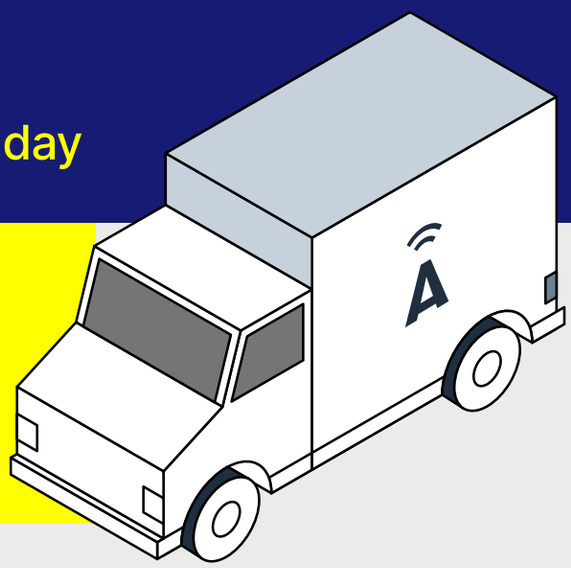

ENVIRONMENTAL IMPACT



CO_2 reduction

On average, ABAX customers' vehicles produced **2 933 kg** in 2024 – nearly **3% lower** than the previous year.

In **2025**, CO_2 per vehicle averaged to

2 839 kg

CO_2 emissions

Meaningful carbon reduction occurs when you improve operations. In 2025, your small individual efficiency gains have created system-wide impact.

This indicates a

3%

Year-on-Year reduction of CO_2 per vehicle.



CONNECTED CARS

Across 2025, ABAX supported customers in multiple countries - each with its own pace, priorities and footprint. These numbers show how connected cars are taking shape market by market, powered by the businesses who rely on ABAX every day.

Your Connected Cars footprint evolves with market maturity, customer adoption, and regional mobility trends.

Distribution across key markets

Norway

110 675

Netherlands

22 052

United Kingdom

29 666

Sweden

78 600

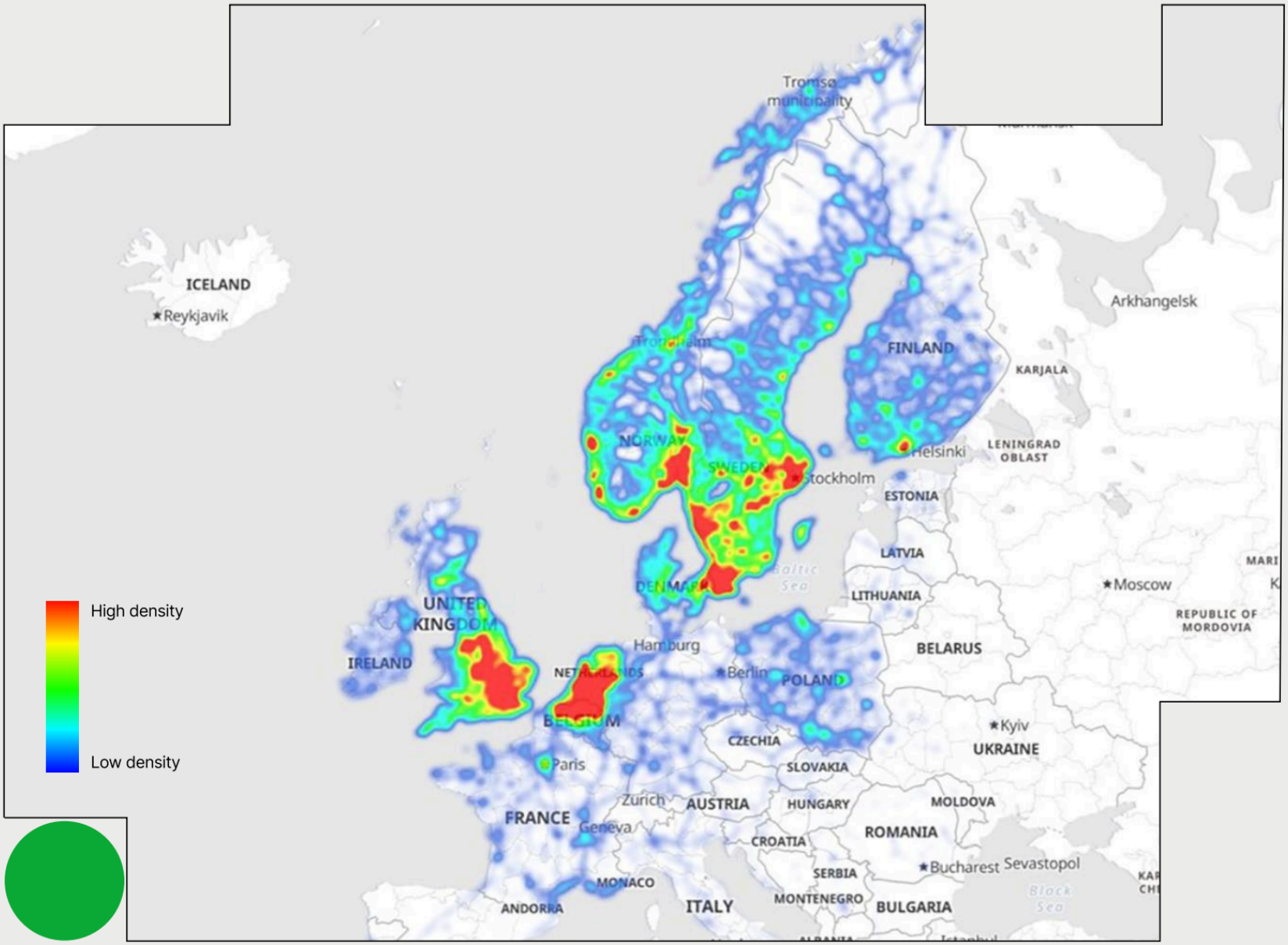

Stronger markets, stronger movement

Behind every connected car is a choice you made – to track smarter, work smoother, or run a fleet that reacts in real-time. This year's data shows the impact of those decisions. It reveals where you expanded, where you adapted, and how your fleets shaped the changing landscape.

Fleet activity

The busiest movement happens where business happens: in city centres, industrial areas, and logistics corridors. It's here that customers depend on ABAX most to stay connected, stay in control, and keep operations running smoothly.

243 018 cars

connected in 2025.

ABAX customers grew their fleets by nearly **10%**. Connected visibility has supported your operations and helped you stay informed and adaptable.



OFFROAD



Footprint:

Tracking is just the starting point. In 2025, ABAX Locators helped customers turn tool and asset visibility into smoother day-to-day operations supporting planning, coordination, and better decisions on the job.

What this means:

Connected asset data is becoming essential to daily work. Through the ABAX ecosystem, customers can bring tools and assets into the bigger picture - creating clarity, coordination, and confidence across every job.

ABAX Asset Tracking helps customers reduce disruption, improve coordination, and stay in control across locations.

82 540

ABAX Locators in all markets

Sweden

11 552

United Kingdom

33 944

Netherlands

5 698

Norway

22 049

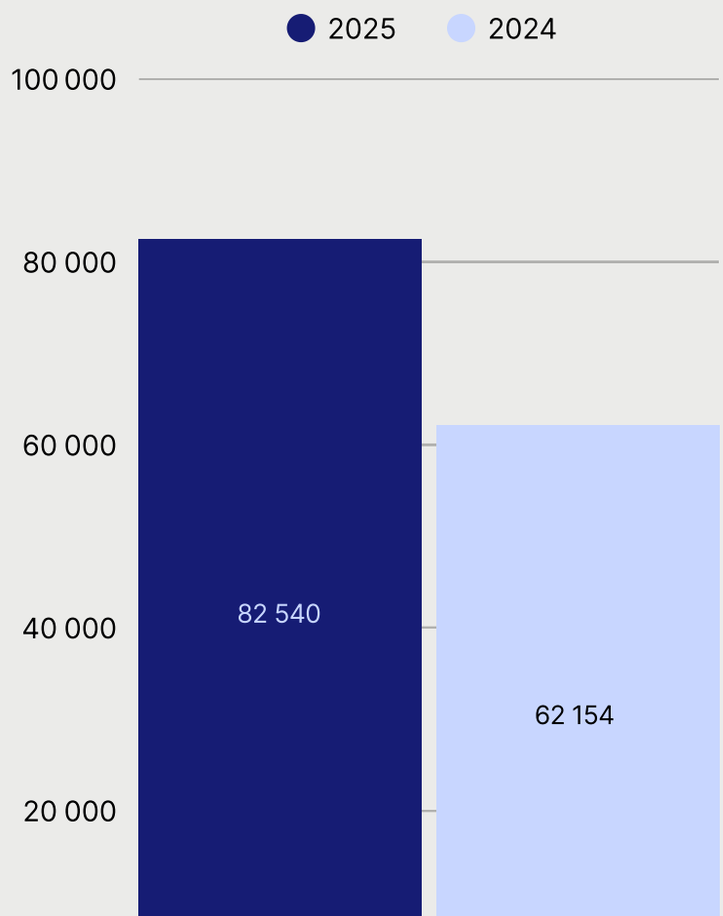

50%

growth across key markets

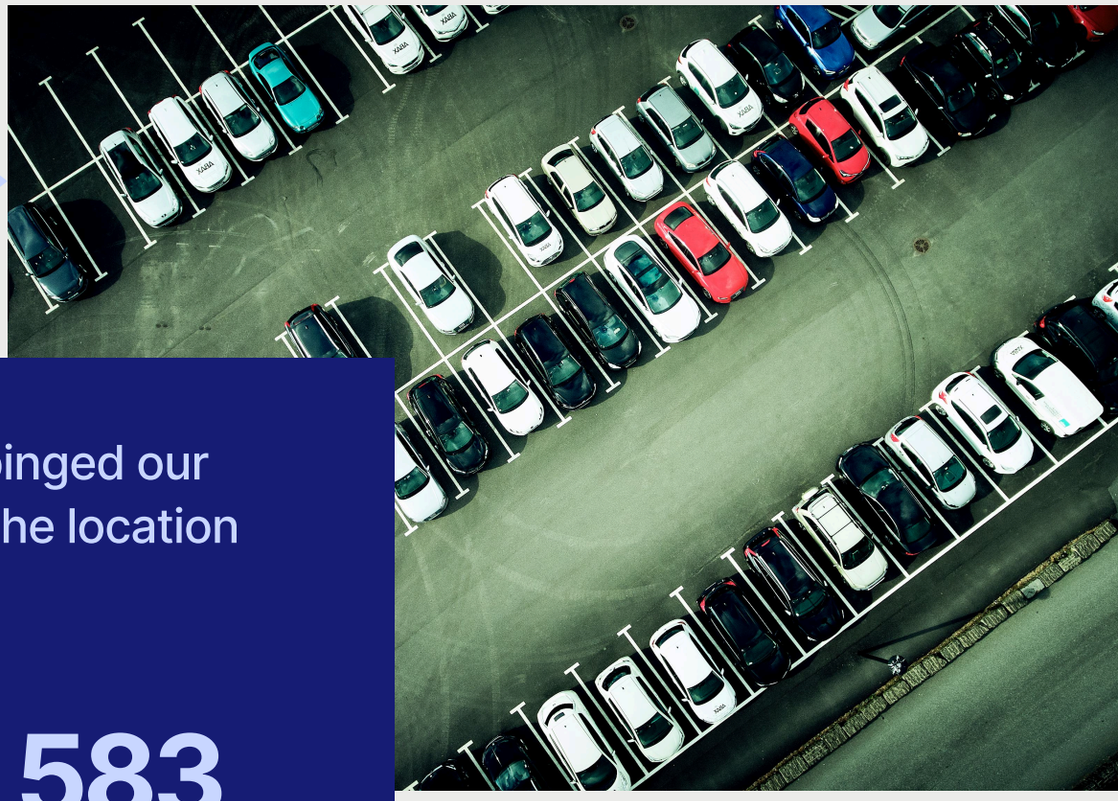

ABAX Locators pinged our customers with the location of their assets

22 248 583
times

Usage growth:

More data points mean more clarity. This year's growth signals a move towards insight-driven operations - helping customers make smarter decisions in 2026 without increasing admin effort

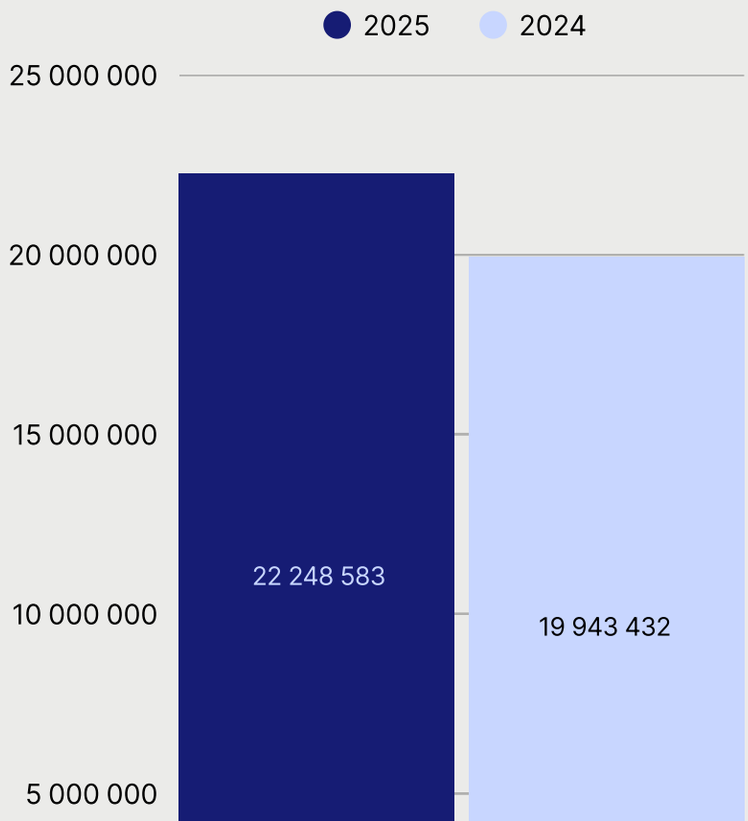

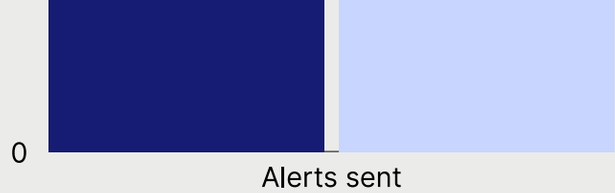

Industry Focus:

Your business doesn’t stop moving, and neither do your assets. In fast-paced, asset-heavy environments, reliable visibility and documentation help you stay on track, manage equipment and meet regulatory requirements, even when conditions change constantly. Across industries, your connected assets are supporting clarity and control where it matters most.

These industries show where these needs are most pronounced, but not where they end.

Construction

27 856 ABAX Locators

5 956 389 pings sent

Administrative support service

ABAX Locators: **6 281**
Pings sent: **1 498 886**

Manufacturing

ABAX Locators: **4 555**
Pings sent: **769 577**

Agriculture, Forestry & Fishing

ABAX Locators: **1 039**
Pings sent: **326 641**

2025 showed what happens when connected data supports real work. Every mile, every trip, and every tracked asset reflects customers moving forward with purpose, and trusting ABAX to support them along the way. The journey continues, and 2026 is full of possibility.

Connect with us on Social Media