





Financial Cost by Street, 7 Day

7-Day			Conn						
Grp#	Count	NodeStreet	RepCost	FinCost	Calls	TCs	ECs	DIs	Dur
1	20	CD_D23B EDMONT CREEK DR	7	\$754	4	4	0	12	64
2	29	C5_539B TRURO LAKES DR	26	\$673	16	10	0	3	164
3	21	CU_U29B ONONDAGA DR	11	\$649	11	4	0	6	371
4	24	G2_288 IROQUOIS RD	18	\$600	13	6	0	5	196
5	11	CC_C105 NEWHOUSE LN	22	\$552	2	7	2	0	69
6	12	G2_209 GREENCHATHAM LN	19	\$549	4	4	3	1	44
7	12	C6_621 IRVING RD	20	\$494	4	6	2	0	44
8	20	CU_U35 SUBURBAN DR	13	\$478	11	5	0	4	136
9	14	CO_O54 LIVINGSTON CT	19	\$472	7	5	2	0	87
10	22	M2_2088 TRIANGLE CIR NW	12	\$468	13	3	0	6	117
11	21	C4_455 OTISCO RD	20	\$425	14	7	0	0	205
12	11	CU_U19 SKANEATELES DR	13	\$396	4	5	1	1	49
13	6	G2_210 AUBURN RD	14	\$380	0	4	2	0	0
14	10	C4_461 FINNEGAN AVE	4	\$371	2	2	0	6	21
15	7	M2_2020A CORTLAND LN NW	12	\$365	2	3	2	0	56
16	14	G2_242 SALINA BALDWINVILLE RD	8	\$364	7	3	0	4	92
17	9	I2_2174 E CAYUGA ST	7	\$355	2	3	0	4	75
18	13	C1_204B BEACON RIDGE DR	8	\$346	6	3	0	4	57
19	8	CC_C133A MCGRAW CIRCLE DR	7	\$339	2	2	1	3	26
20	8	CO_O05 CENTRAL HUNTERSVILLE RD	12	\$335	2	4	1	1	18

Key:

	= Appears twice including this week	Count	= Total Number of Transactions
	= Appears three times including this week	RepCost	= Reputational Cost = (ConnCalls * 0.5) + TCs + (1 + Repeat TCs) + (ECs * 2)
	= Appears four times including this week	FinCost	= Financial Cost = (Dur * \$0.535) + (TCs * \$45) + (ECs * \$100) + (DIs * \$45)
	= Appears five times including this week		