

Attendo +@♥



Interim report
January–September 2018

Attendo AB (publ)

Interim report, January-September 2018

Summary of the third quarter of 2018¹

- Net sales increased by 26 percent to SEK 2,802m (2,220). Adjusted for currency effects, net sales increased by 21 percent.
- Operating profit (EBITA) amounted to SEK 297m (277), corresponding to an operating margin of 10.6 percent (12.5).
- Profit for the period amounted to SEK 171m (179) corresponding to a profit margin of 6.1 percent (8.1) and diluted earnings per share of SEK 1.06 (1.11).
- Operating cash flow² was SEK 186m (73).
- The number of new beds opened in own operations was 319. The total number of beds in operation in own homes amounted to 15,343 (10,378), an increase by 48 percent. The number of beds under construction in own operations was 2,519 across 57 homes.

Summary of the period January–September¹

- Net sales increased by 25 percent to SEK 8,169m (6,520). Adjusted for currency effects, net sales increased by 22 percent.
- Operating profit (EBITA) amounted to SEK 613m (702), corresponding to an operating margin of 7.5 percent (10.8).
- Operating profit (EBITA) adjusted for non-recurring items amounted to SEK 686m (707), corresponding to an operating margin of 8.4 percent (10.8).
- Profit for the period decreased to SEK 303m (444), corresponding to a profit margin of 3.7 percent (6.8). Diluted earnings per share amounted to SEK 1.89 (2.77).
- Operating cash flow² was SEK 554m (511).

SEKm	Q3 2018	Q3 2017	Change, %	Jan-Sep 2018	Jan-Sep 2017	Change, %
Net sales	2,802	2,220	26	8,169	6,520	25
Operating profit (EBITA)	297	277	7	613	702	-13
Operating margin (EBITA), %	10.6	12.5	-	7.5	10.8	-
Profit for the period	171	179	-4	303	444	-32
Earnings per share diluted, SEK	1.06	1.11	-5	1.89	2.77	-32
Operating cash flow ²	186	73	n/a	554	511	8
Average number of employees	17,087	15,015	14	16,533	14,096	17

1) Note that all items related to the income statement presented in this report for 2017 and 2018 refer to continuing operations (excluding the health care operation in Finland held for sale) if not stated otherwise.

2) Refers to total operations.

President and CEO Martin Tivéus comments on the report

We are building for the future

Attendo is in an expansive phase. The need for new capacity in our markets will rise rapidly during the next ten years and we will be opening more nursing homes than ever during the year. The nursing homes we are developing will strengthen our market position and lay the foundation for long-term organic growth, although the high rate of openings will initially lead to lower margins.

Net sales in the *Own operations* contract model continued to increase, due to acquisitions and openings of new homes in recent quarters. We opened 12 own nursing homes during the third quarter, providing 319 beds. We also started construction of 13 new own nursing homes in Finland and Sweden during the quarter. At the end of the third quarter, Attendo had 2,519 beds under construction, slightly up from the second quarter of 2018. Attendo's organic growth amounted to four percent in the quarter and is expected to increase over time.

Net sales in *Outsourcing* were slightly higher versus the third quarter of 2017. However, during the fourth quarter 2018 some larger contracts will expire. The outsourcing market is assessed as generally stable but challenging.

Operating profit for the third quarter of 2018 was slightly higher compared to the third quarter last year. Acquisitions, contributions from units that were in the start-up phase during the comparison period and improvements in home care had a positive impact on profit. We are pleased to see that the improvement measures in the Swedish home care operations, combined with successful acquisitions, have contributed positively. At the same time, the Danish operations and the individual and family care operations stabilised during the quarter.

High rate of openings and acquisitions put pressure on margins

Profit was negatively affected by costs related to the large number of openings of new nursing homes. In pace with increased market activity, the time required to fill new homes is increasing. The loss from discontinued outsourcing operations was greater than earnings generated by new outsourcing units. The margin for Attendo as a whole is thus lower than in 2017, a consequence of high start-up costs and the acquisition of Mikeva, which has significantly lower margins than Attendo as a whole.

The high rate of openings will continue in upcoming quarters, which short term makes it challenging to increase the margin to the company's long-term target (EBITA margin) of 9 percent. The high rate of establishment is however a prerequisite for good long-term profit growth and future value creation. There is a large underlying need for new capacity and Attendo will consolidate its leading market position over the next few years.

The new leasing standard IFRS 16 will be implemented during 2019 and will have a significant impact on Attendo's income statement and balance sheet. Related to the year-end report 2018 we will present the full impact on Attendo and at the same time we will present updated financial targets reflecting the new accounting standard.

This is my first quarter as CEO of Attendo. I am very excited about the new role and the challenges ahead of us. Attendo is a well-managed company with a long-term perspective and, in many ways, a pioneer in the Nordic care services sector. I have devoted much of my first time meeting customers and colleagues in all of our geographies. My first impression is that Attendo is a company with employees who are passionate about improving the daily life for our customers, and helping them live life to the full – independently and with as few limitations as possible.

Society is facing large challenges in providing care services, where I see that Attendo has an important role to play. We contribute with innovations, quality improvement and providing more care to the local authorities for every krona spent. We must also continue to challenge ourselves to get even better and never settle for 'good enough'. Our firm ambition is to be at the forefront of improving the quality of care, establishing new operations and to solve important tasks for local authorities across the Nordics.

Third quarter in brief

Net sales and operating profit

Net sales increased by 26.2 percent to SEK 2,802m (2,220) in the third quarter. Adjusted for currency affects, net sales increased by 21.4 percent. Net sales rose in all geographical markets except Denmark.

The growth is mainly attributable to acquisitions, new homes in own operations, higher occupancy in own homes that were in a start-up phase during the comparison quarter and contractually agreed price increases.

Net sales increased by 34.4 percent in own operations and by 1.8 percent in outsourcing operations.

Operating profit (EBITA) amounted to SEK 297m (277) and the operating margin was 10.6 percent (12.5). The EBITA increase is attributable to profit from acquired units and higher occupancy in own homes that were in a start-up phase in the comparison quarter. Profits improved in home care operations in Sweden as a result of selected acquisitions that have increased customer density, as well as continuous efforts to improve planning and processes. Home care operations in Denmark generated lower losses than in the comparison period.

New units in own operations had negative impact on profits due to initially low occupancy. Subsequent to the comparison quarter, Attendo has opened a very high number of homes and thus has significantly more beds in start-up phase than during the same period in 2017. However, the number of beds opened in the past twelve months was lower this quarter than in the second quarter. Attendo is planning many additional openings in the next quarters. As a result, new units in own operations will continue to have negative impact on profits also the coming quarters.

The loss of profits due to ended outsourcing contracts was larger than profits from new outsourcing units.

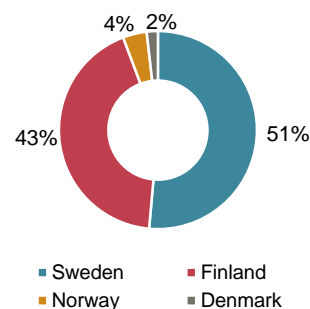
Profits in individual and family care operations were slightly lower than in the comparison quarter and the annual effect was significantly less negative than in previous quarters. The close down of parts of individual and family care operations initiated in the second quarter is proceeding as planned.

Changes in currency exchange rates had a positive effect on operating profit of SEK 8m compared to 2017.

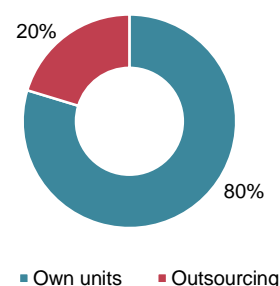
EBIT amounted to SEK 260m (250). Amortisation of acquisition-related intangible assets was SEK 10m higher than in the comparison quarter in 2017.

At the end of the third quarter, Attendo had a total of 683 (528) units in operation, of which 584 in own operations. The number of beds in nursing and care homes was 18,590 (13,873), of which 15,343 in own operations. There were 57 homes and 2,519 beds under construction in own operations at the end of the period.

Net sales per country, Q3 2018

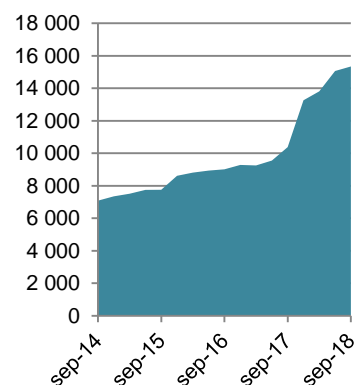


Net sales per contract model, Q3 2018



Number of beds in own units

Care for older people, people with disabilities and individuals and families



Net financial items

Net financial items amounted to SEK -35m (-21) for the quarter, including net interest expense of SEK -31m (-14). The change in net interest expense was mainly due to new loans raised in 2017 in connection with the acquisition of Mikeva.

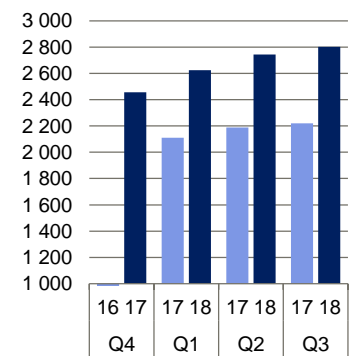
Income tax

Income tax for the period amounted to SEK -54 (-50), corresponding to a tax rate of 24.0 percent (21.8). The higher tax rate is primarily due to non-deductible losses in home care operations in Denmark.

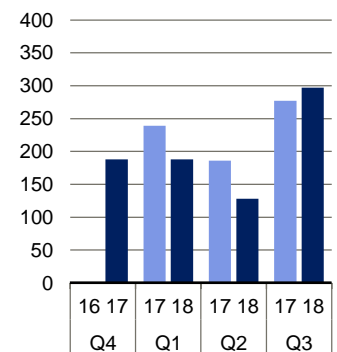
Profit and earnings per share for the period

Profit for the period amounted to SEK 171m (179), corresponding to basic earnings per share of SEK 1.07 (1.12) and diluted earnings per share of SEK 1.06 (1.11).

Net sales, SEKm



Operating profit (EBITA) SEKm



Attendo reports comparable figures adjusted for operations held for sale starting from 2017. Numbers related to 2016 have therefore been excluded from the tables.

January–September in brief

Net sales and operating profit

Net sales for the period increased by 25.3 percent to SEK 8,169m (6,520). Adjusted for currency effects, net sales increased by 21.7 percent. Net sales increased in all geographical markets except Denmark.

The growth is mainly attributable to acquisitions, but also to new homes in own operations, higher occupancy in own operations homes that were in a start-up phase during the comparison period and contractually agreed price increases.

Net sales increased in own operations by 32.8 percent and in outsourcing operations by 3.3 percent.

Operating profit (EBITA) decreased to SEK 613m (702) and the operating margin decreased to 7.5 percent (10.8). Profits for the first nine months were reduced by non-recurring costs of SEK 73m.

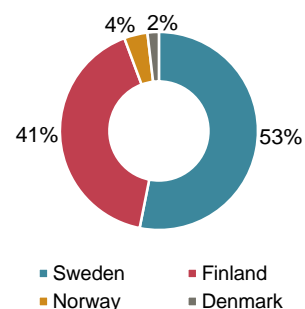
EBITA, excluding non-recurring costs, amounted to SEK 686m, corresponding to an operating margin of 8.4 percent. Attendo is in an expansion phase with considerably more beds opened than historically, which entails initial losses but support future profit growth. The large number of openings and longer start-up periods than historically implies that the negative effects of new units were greater than the increase in profits from units that were in start-up phase during the comparison period. Profits were thus negatively impacted by a record-high number of new units in own operations, but also by lower contribution from individual and family care, including discontinued integration services, as well as larger loss of profits from ended outsourcing contracts than profits from new outsourcing units.

Profits from acquired units, higher occupancy in units that were in start-up phase during the comparison period and Attendo's continuous efforts to improve planning and processes contributed positively to profits.

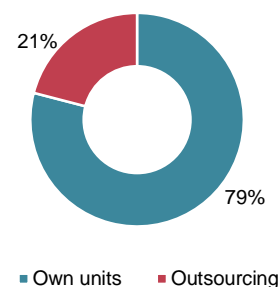
Changes in exchange rates had an overall positive effect on EBITA of SEK 17m compared to 2017.

EBIT decreased to SEK 507m (622). Amortisation of acquisition-related intangible assets was SEK 26m higher than during the comparison period in 2017.

**Net sales per country,
January-September 2018**



**Net sales per contract model,
January-September 2018**



Net financial items

Net financial items amounted to SEK -108m (-54) for the period, including net interest expense of SEK -86m (-42). In all material respects, the change is attributable to the same items described in the section on the third quarter.

Income tax

Income tax for the period amounted to SEK -96 (-124), corresponding to a tax rate of 24.0 percent (21.8). In all material respects, the change is attributable to the same items described in the section on the third quarter.

Profit and earnings per share for the period

Profit for the period was SEK 303m (444), representing basic earnings per share of SEK 1.89 (2.78) and diluted earnings per share of SEK 1.89 (2.77).

Cash flow¹

Operating cash flow was SEK 186m (73) in the third quarter, including changes in working capital of SEK -116m (-190). The improved cash flow is mainly attributable to higher employee-related liabilities in Finland.

Cash flow from net investments in non-current assets was SEK -44m (-65) and cash flow from assets and liabilities held for sale amounted to SEK -59m (-300). Business acquisitions reduced cash flow by SEK -19m (-95). Cash flow from financing activities was SEK -79m (-14).

Total cash flow in the third quarter amounted to SEK -4m (-344).

Operating cash flow for the period January-September amounted to SEK 544m (511) and total cash flow to SEK 260m (-364).

Financial position¹

Consolidated equity as of 30 September 2018 amounted to SEK 5,691 (5,113), corresponding to diluted equity per share of SEK 35.41 (31.84).

Net debt amounted to SEK 4,673m (3,322).

SEKm	Sep 30, 2018	Sep 30, 2017	Dec 31, 2017
Interest-bearing liabilities	5,373	3,562	5,236
Provisions for post-employment benefits	52	64	52
Liquid funds	-752	-304	-475
Net debt	4,673	3,322	4,813

Interest-bearing liabilities, excluding provisions for post-employment benefits, amounted to SEK 5,373m (3,562) on 30 September 2018. The increase was due mainly to new loans in connection with the acquisition of Mikeva. Cash and cash equivalents as of 30 September 2018 amounted to SEK 752m (304) and Attendo had SEK 948m (970) in unutilised committed credit facilities.

Shares outstanding

The total number of shares is 160,933,098. Attendo holds 519,423 treasury shares and the total number of shares outstanding as of 30 September 2018 was thus 160,413,675.

Number of employees

The average number of employees in the third quarter was 17,087 (15,015).

¹ Refers to total operations.
Interim Report January-September 2018

Own operations

Net sales in own operations continued to increase and amounted to SEK 2,233m (1,661) in the quarter. The growth of 34.4 percent is attributable to acquisitions and new homes in own operations.

A total of 12 homes with 319 beds were opened during the quarter: 10 homes in Finland with 307 beds and 2 homes in Sweden with 12 beds. At the end of the period, Attendo had 15,343 beds in Own operations, an increase by 48 percent since the same quarter in 2017.

Construction began during the quarter of 13 homes, the majority of them nursing homes, with a total of 409 beds: 279 beds in Finland and 130 beds in Sweden. The number of beds under construction increased slightly compared to the preceding quarter to 2,519 at the end of the quarter.

Attendo closed a number of homes during the quarter. Several customers have been moved to other Attendo units, while other operations were phased out entirely.

Units, beds and home care customers as of 30 September, 2018

Own units	Total	Sweden	Finland	Norway	Denmark
Units in operation*	584	209	365	2	8
Beds in operation**	15,343	3,793	11,327	163	60
Beds under construction***	2,519	751	1,696	-	72
Home care customers	10,490	8,820	-	-	1,670

* All own units - including nursing homes, care homes, home care units and other units.

** Own nursing homes (care for older people) and own care homes (care for people with disabilities, social psychiatry and individuals and families).

*** Own nursing homes (care for older people) and own care homes (care for people with disabilities and social psychiatry).

Own operations

80%

of Net sales
Operations in Sweden, Finland,
Norway and Denmark

Outsourcing operations

Net sales in outsourcing increased by 1.8 percent to SEK 569m (559) during the quarter. The higher net sales are explained by currency effects and contractually agreed price increases.

In total, Attendo lost ongoing, not yet ended contracts during the quarter, with annual revenues of approximately SEK 60m.

During the quarter, Attendo was entrusted to continue to operate Nykils servicehus in Linköping and Vårdbo Åkersberga in Österåker, in Sweden. Estimated annual revenues for these contracts are approximately SEK 40m.

During the second quarter of 2017, Attendo announced that a number of larger outsourcing contracts were lost. Some contracts were lost as one local authority decided to insource several contracts from private operators. These contracts will end during the next quarter. The estimated annual revenues for these contracts are approximately SEK 200m.

Outsourcing operations

20%

of Net sales

Operations in Sweden, Finland,
Norway and Denmark

Units, beds and home care customers as of 30 September 2018

Outsourcing	Total	Sweden	Finland	Norway	Denmark
Units in operations*	99	84	10	4	1
Beds in operations**	3,247	2,580	304	335	28
Home care customers	980	800	180	-	-

* All outsourced units including nursing homes, care homes and home care units and other units.

** Nursing homes (care for older people) and care homes (care for people with disabilities, social psychiatry and individuals and families).

Staffing operations

All staffing operations are held for sale and the financials from these operations are reported in the income statement as “Profit for the period from operations held for sale” and in Note 1.

Quality and employees

The summer months usually mean greater focus on daily outdoor activities at Attendo. The summer 2018 in the Nordics was however characterized by the unusual and long-lasting heat wave. During the heat wave, Attendo took necessary actions, both on central and local levels, to prevent dehydration and other discomfort for our customers. Actions included installing fans or portable air conditioning to mitigate the effects of the heat as well as updating procedures for how operations can optimally manage long periods of extreme heat. As a result of the actions taken severe deviations seem to have been prevented, although some discomfort could not be entirely avoided.

The ongoing care and health care reform in Finland – the SOTE reform – is expected to within a few years give older people greater freedom of choice in care for older people. During the quarter, Attendo demonstrated our lifestyle homes closer to people’s everyday life through a “pop-up nursing home” at a shopping centre in Pori, Finland. A space was furnished exactly like an Attendo home, where passing shoppers could peek in and get a sense of Attendo’s available lifestyle concepts. During this period daily activities such as physical exercise for older people and health and nutrition advice were arranged. A fashion show of various clothing styles for older people was much appreciated.

Attendo has been engaged in an ambitious sustainability program for several years. Part of the effort is aimed at reducing the impact of our business on the environment and the climate. During the quarter, Attendo installed solar panels on the roof of the new nursing home Attendo Lyckliga gatan in the town of Kävlinge in Skåne, Sweden. The installation improves energy efficiency in the building while supplying the home with locally produced, zero-carbon and renewable energy.

For the second year running, Attendo Unika in the Stockholm area was nominated for the *Lead the Way Award* in the Employer of the Year category. The award is given by the state-owned company Samhall to persons who strive to integrate people with disabilities in the labour market.

Attendo Finland has awarded The Nurse of the Year within care and health care, and the Innovation of the Year, which was granted to a solution of a package of dental care products for expectant mothers.

Attendo’s quality work

Attendo’s quality model rests on three pillars: satisfied customers, systematic improvements and best available knowledge. On-going development and monitoring of the necessary procedures, processes and documentation are of great importance for the quality of all health and social care. The work is conducted by local quality coordinators with the support of specialized quality functions. Recurring quality audits are conducted by Attendo, payors and authorities.

Attendo’s employees

As one of the leading social and health care companies, Attendo is a stable employer with collective agreements, contract insurance and good opportunities for personal development. Attendo values education and encourages higher education. At the same time other experiences and that the candidate shares our core values plays a big role in recruitment. To capture how satisfied the employees are with their work and their manager, regular employee surveys are conducted. The results provide important information about what works well and what needs to be improved.

Attendo’s Quality reports are available at:

<http://www.attendo.com/about-attendo/focus-on-quality>

Market review

Sweden – Strong demand in own operations

The demand for Attendo's own operations offering was good, with continued high interest from Swedish local authorities needing to expand the number of beds, mainly in care for older people. Contracted volumes in the outsourcing market in care for older people were higher in the third quarter of 2018 than in the previous quarter and the same period in 2017. Contracted volumes in care homes for people with disabilities were slightly lower.

In mid-September, elections were held to the parliament, county councils and local authorities in Sweden. The final political constellations in the national parliament and in many local authorities are still unclear. However, in total, Attendo believes that the discussion regarding profits on welfare services will be less significant at the national level and that the election outcome could over the long term mean increased opportunities for new cooperation at local level.

Finland – strong demand in own operations

Demand for Attendo's own operations remained good in Finland, linked to needs to replace former capacity and underlying demand.

Preparations for the comprehensive health and care reform (the "SOTE" reform) are ongoing in Finland. However, it is uncertain when the reform will be decided in the parliament and the timetable for implementation has not yet been determined. Attendo remains optimistic about the opportunities offered by the reform for private providers. The impact of the SOTE reform will be less in the care sector relative to the health care sector.

Denmark - challenging conditions in home care services

The Danish home care market is still very challenging for private providers. Attendo is reviewing its home care operations while focusing on developing own nursing homes.

Norway – activity remains low

Activity in the Norwegian market remains low, but individual local authorities are taking steps towards opening a larger part of the market to competition. These include Bårum in the Oslo area, which has announced that four care homes will be outsourced during the next few years.

The Swedish social and health care market

In Sweden, 290 local authorities are responsible for social care and care for older people, while 20 regional authorities (regions and county councils) provide health and dental care. Attendo's customers in Sweden are mainly local authorities responsible for social care and care for older people. Local authorities, regions and county councils are also responsible for financing health and social care.

The Finnish health and social care market

The Finnish health care system is decentralized with 311 local authorities responsible for providing primary health care, social care and care for older people, along with 20 hospital districts, each of which provide specialist care to several municipalities. Attendo's customers in Finland are mainly local authorities providing social care. As in Sweden, Finnish local authorities have far-reaching responsibility for financing welfare services.

Significant events in the third quarter

Acquisitions during the third quarter

Hoivakoti Mäntytuuli Oy, a provider of care for older people in Alajärvi, Finland, was acquired on 1 July 2018.

Seniorikoti Kultaharju Oy, a provider of care for older people in Lappeenranta, Finland, was acquired on 1 July 2018.

Hämeenkoski, a provider of care for older people in Hollola, Finland, was acquired on 1 September 2018.

During the quarter, Attendo entered into an agreement to acquire a number of care properties, in Imatra, eastern Finland.

Changes in Attendo's Scandinavian organisation

Operations in Scandinavia have since 2014 been divided into two separate business areas: Attendo Scandinavia Care for Older People and Attendo Scandinavia Care. Aimed at greater clarity and improved coordination, all operations in Scandinavia have been concentrated in the new business area Attendo Scandinavia. The prior business area director for Attendo Scandinavia Care for Older People - Ammy Wehlin – is now Managing Director for the new business area, supported by Cecilia Addamshill as deputy Director. There are no changes to Attendo's Executive Management.

Divestment of Attendo's Finnish health care operations

The Finnish Competition and Consumer Authority has applied for and been granted an extended time period to review the sale of Attendo's health care operations to Terveystalo. The sale is expected to close in late 2018.

Other financial information

Related-party transactions

Attendo had transactions with two related parties, which in all material respects consisted of Attendo leasing properties from companies in which these parties are shareholders. These transactions do not exist during 2018 but are reported as part of the comparable period below.

Related parted transactions had a value of SEK 1m (5) during the year. All related-party transactions take place on market terms. For further details, please refer to page 60 of Attendo's 2017 annual report.

Parent company, Attendo AB (publ)

The business of the parent company is to provide services to the subsidiaries and manage shares in subsidiaries. The company's expenses relate mainly to executive management salaries, the Board of directors' fees and costs for external consultants.

Net sales for the period were SEK 8m (9), and were entirely related to services provided to subsidiaries. The loss after financial items was SEK -21m (-21). At the end of the quarter, cash and cash equivalents amounted to SEK 0m (0), shares in subsidiaries to SEK 6,494m (6,494), and non-restricted equity to SEK 6,025 (6,175).

Seasonal variations

Attendo's profitability is subject to seasonal variations, weekend and holiday effects. For Attendo, public holidays and weekends have negative effects on profitability mainly as an effect of wage compensation for inconvenient working hours. For example, profitability in the first and second quarters is affected by the Easter holiday, depending on in which quarter it occurs, and the fourth quarter is affected by Christmas and New Year holidays.

Events after the balance sheet date

Acquisitions after the reporting date

GG-Hoiva Oy, a provider of care for older people in Kaavi, Finland, was acquired on 1 October 2018.

On 23 October 2018, Attendo entered a binding agreement to acquire FSB Finsk Omsorg, a provider of home care services in Stockholm. The preliminary takeover date is in early December 2018.

On 1 November 2018, Attendo acquired the home care operations of Athena Omsorg in Umeå through an asset acquisition.

Splendida hemtjänst, a provider of home care services in Stockholm was acquired through an asset acquisition on 1 November 2018.

Risk management

Attendo conducts care and health care operations in the Nordics and are exposed to a number of different risks. Attendo divides risks in external risks, operational risks and financial risks. External risks comprise risks regarding competition, political risk, legal risk and reputational risk. Operational risks refer to risks directly linked to Attendos operations e.g. pricing and acquisitions. Financial risks are, amongst others, related to currency, interest rates and liquidity.

Risk management, i.e. the work with identifying, managing and monitoring risks is an important part of Attendo's operations and well integrated in the daily work. The risks and a description of Attendo's risk management are presented in Attendo's annual report for 2017, page 20. Attendo's assessment is that no further risks have been added.

Accounting policies

The group applies International Financial Reporting Standards (IFRS) as adopted by the European Union, the Swedish Annual Accounts Act and the Swedish Financial Reporting Board's standard RFR 1 Supplementary Accounting Rules for Groups.

This interim report has been prepared according to IAS 34 Interim Financial Reporting and the Swedish Annual Accounts Act and shall be read together with the annual report for 2017. The Finnish Health Care operations are reported as operations held for sale in accordance with IFRS 5, as from the second quarter 2018.

IFRS 15 came into force on January 1, 2018 and replaced IAS 18 Revenue and IAS 11 Entrepreneurship Agreements and associated SIC and IFRIC. The standard does not have any impact on the financial statements apart from increased disclosure requirements. IFRS 9 deals with the classification, valuation and reporting of financial assets and liabilities and replaces parts of IAS 39. The standard will not have any material impact on the Group's financial statements.

The interim information on page 1-16 is an integrated part of this financial report. The parent company applies the Swedish Annual Accounts Act and the Swedish Financial Reporting Board's recommendation RFR 2 Accounting for Legal Entities.

Outlook

Attendo does not report any forecast.

Danderyd, November 9, 2018

Martin Tivéus

CEO

Attendo's Annual reports are available on www.attendo.com

This is a translation of the Swedish interim report. In the event of differences the Swedish interim report shall prevail.

Report of Review (Translation of Swedish Original)

Review report over Interim Financial Statements (Interim report) prepared in accordance with IAS 34 and Chapter 9 of the Swedish Annual Accounts Act.

Introduction

We have reviewed this report for the period 1 January 2017 to 30 September 2018 for Attendo AB (publ) (Corporate Id Number 559026-7885). The board of directors and the CEO are responsible for the preparation and presentation of this interim report in accordance with IAS 34 and the Swedish Annual Accounts Act. Our responsibility is to express a conclusion on this interim report based on our review.

Scope of Review

We conducted our review in accordance with the International Standard on Review Engagements ISRE 2410, Review of Interim Report Performed by the Independent Auditor of the Entity. A review consists of making inquiries, primarily of persons responsible for financial and accounting matters, and applying analytical and other review procedures. A review is substantially less in scope than an audit conducted in accordance with International Standards on Auditing, ISA, and other generally accepted auditing standards in Sweden. The procedures performed in a review do not enable us to obtain assurance that we would become aware of all significant matters that might be identified in an audit. Accordingly, we do not express an audit opinion.

Conclusion

Based on our review, nothing has come to our attention that causes us to believe that the interim report is not prepared, in all material respects, in accordance with IAS 34 and the Swedish Annual Accounts Act.

Stockholm, 9 November 2018

PricewaterhouseCoopers AB

Patrik Adolfson
Authorized public accountant
Lead partner

Eva Medbrant
Authorized public accountant

Note that all profit and loss items for 2017 and 2018 in the report relate to the continuing operations (i.e. excluding the Finnish health care operations held for sale) unless otherwise stated.

Consolidated Income Statement

SEKm	Q3 2018	Q3 2017	Jan-Sep 2018	Jan-Sep 2017	Jan-Dec 2017
Net sales	2,802	2,220	8,169	6,520	8,977
Other operating income	4	2	12	11	17
Total revenue	2,806	2,222	8,181	6,531	8,994
Personnel costs	-1,781	-1,443	-5,413	-4,371	-6,039
Other external costs	-682	-470	-1,997	-1,364	-1,931
Amortization and depreciation of tangible and intangible assets	-46	-32	-158	-94	-134
Operating profit (EBITA)	297	277	613	702	890
<i>Operating margin (EBITA) %</i>	<i>10.6</i>	<i>12.5</i>	<i>7.5</i>	<i>10.8</i>	<i>9.9</i>
Amortization of acquisition related intangible assets	-37	-27	-106	-80	-110
Operating profit (EBIT)	260	250	507	622	780
<i>Operating margin (EBIT) %</i>	<i>9.3</i>	<i>11.3</i>	<i>6.2</i>	<i>9.5</i>	<i>8.7</i>
Net financial items	-35	-21	-108	-54	-77
Profit before tax	225	229	399	568	703
Income tax	-54	-50	-96	-124	-161
Profit for the period from continuing operations	171	179	303	444	542
<i>Profit margin %</i>	<i>6.1</i>	<i>8.1</i>	<i>3.7</i>	<i>6.8</i>	<i>6.0</i>
Operations held for sale					
Profit for the period from operations held for sale, note 1	38	44	106	101	138
Net profit for the period *	209	223	409	545	680
Profit for the period attributable to the parent company shareholders*)	209	223	409	545	680
Basic earnings per share, SEK	1.07	1.12	1.89	2.78	3.39
Diluted earnings per share, SEK	1.06	1.11	1.89	2.77	3.38
Average number of shares outstanding, basic, thousands	160,414	159,719	160,413	159,773	159,784
Average number of shares outstanding, diluted, thousands	160,592	160,629	160,687	160,566	160,544

*) Includes operations held for sale

Consolidated Statement of Comprehensive Income

SEKm	Q3 2018	Q3 2017	Jan-Sep 2018	Jan-Sep 2017	Jan-Dec 2017
Profit for the period	209	223	409	545	680
Other comprehensive income for the period					
Items that will not be reclassified to profit or loss					
Remeasurements of defined benefit pension plans, net of tax	0	-6	0	-6	2
Items that may be reclassified to profit or loss					
Exchange rate differences on translating foreign operations	-35	-21	129	-5	50
Other comprehensive income for the period	-35	-27	129	-11	52
Total comprehensive income for the period	174	196	538	534	732
Total comprehensive income attributable to the Parent company shareholders	174	196	538	534	732

Consolidated Balance Sheet

SEKm	Sep 30, 2018	Sep 30, 2017	Dec 31, 2017
ASSETS			
Non-current assets			
Goodwill	7,178	7,076	8,541
Other intangible assets	651	546	717
Equipment	546	464	559
Other non-current assets	118	78	109
Total non-current assets	8,493	8,164	9,926
Current assets			
Trade receivables	1,081	1,028	1,204
Other current assets	560	504	411
Cash and cash equivalents	519	304	475
	2,160	1,836	2,090
Assets held for sale	462	600	786
Assets in operations held for sale, note 1	2,323	-	-
Total current assets	4,945	2,436	2,876
Total assets	13,438	10,600	12,802
EQUITY AND LIABILITIES			
Equity	5,691	5,113	5,369
Non-current liabilities			
Liabilities to credit institutions	5,295	3,450	5,171
Provisions for post-employment benefits	52	64	52
Other provisions	18	10	11
Other non-current liabilities	119	107	131
Total non-current liabilities	5,484	3,631	5,365
Current liabilities			
Liabilities to credit institutions	73	112	65
Trade payables	209	226	281
Other current liabilities	1,657	1,473	1,648
	1,939	1,811	1,994
Liabilities held for sale	27	45	74
Liabilities in operations held for sale, note 1	297	-	-
Total current liabilities	2,263	1,856	2,068
Total equity and liabilities	13,438	10,600	12,802

Consolidated Cash Flow Statement

Refers to total operations, for operations held for sale, see note 1

Operational cash flow, SEKm	Q3 2018	Q3 2017	Jan-Sep 2018	Jan-Sep 2017	Jan-Dec 2017
Operating profit (EBITA)	350	337	762	844	1 084
Depreciation and amortization of tangible and intangible assets	50	37	171	109	154
Changes in working capital	-116	-190	-35	-137	-73
Paid income tax	-51	-55	-188	-152	-207
Other non-cash items	-3	9	5	5	13
Cash flow after changes in working capital	230	138	715	669	971
Investments in tangible and intangible assets	-53	-71	-191	-187	-267
Divestment of tangible and intangible assets	9	6	30	29	59
Operating cash flow	186	73	554	511	763
Interest received/paid	-33	-8	-78	-41	-72
Free cash flow	153	65	476	470	691
Net change in assets and liabilities held for sale	-59	-300	307	-513	-647
Acquisition of operations	-19	-95	-274	-262	-1 262
Warrants	-15	-12	-29	-25	-25
Share issue	-	-	-	-	56
Repurchase of own shares	-	-33	-	-33	-33
Dividends paid	-	-	-204	-195	-195
Change in bank overdraft facilities	8	42	8	42	-
Repayment of loans	-72	-11	224	-23	-618
New borrowings	-	-	200	175	1 833
Total cash flow	-4	-344	260	-364	-200
Cash and cash equivalents at the beginning of the period	768	653	475	670	670
Effect of exchange rate changes on cash	-12	-5	17	-2	5
Cash and cash equivalents at the end of the period	752	304	752	304	475

Cash flow, SEKm	Kv3 2018	Q3 2017	Jan-sep 2018	Jan-Sep 2017	Jan-Dec 2017
Cash flow from operations	197	130	637	628	899
Cash flow from investing activities	-122	-460	-128	-933	-2,117
Cash flow from financing activities	-79	-14	-249	-59	1,018
Total cash flow	-4	-344	260	-364	-200

Consolidated Statement of Changes in Equity

SEKm	Sep 30, 2018	Sep 30, 2017	Dec 31, 2017
Opening balance	5,369	4,825	4,825
Total comprehensive income	538	534	732
Transactions with owners			
Share issue	-	-	56
Warrants	-15	-20	-20
Repurchase of own shares	-	-33	-33
Share-savings plan	3	2	4
Dividend	-204	-195	-195
Total transactions with owners	216	-246	-188
Closing balance	5,691	5,113	5,369

Net sales by country

SEKm	Sweden			Finland			Norway			Denmark			Group		
	Q3 2018	Q3 2017	FY 2017	Q3 2018	Q3 2017	FY 2017	Q3 2018	Q3 2017	FY 2017	Q3 2018	Q3 2017	FY 2017	Q3 2018	Q3 2017	FY 2017
Net sales service area	1,441	1,432	5,664	1,201	646	2,747	109	85	359	51	57	207	2,802	2,220	8,977
- Care for older people	1,080	1,031	4,061	906	524	2,185	95	85	339	51	57	207	2,132	1,697	6,792
- Care	361	401	1,603	295	122	562	14	-	20	-	-	-	670	523	2,185
Net sales contract model	1,441	1,432	5,664	1,201	646	2,747	109	85	359	51	57	207	2,802	2,220	8,977
- Own operations	996	970	3,868	1,159	611	2,601	36	28	110	42	52	186	2,233	1,661	6,764
- Outsourcing	445	462	1,796	42	35	146	73	57	249	9	5	22	569	559	2,213

SEKm	Sweden			Finland			Norway			Denmark			Group		
	Jan-Sep 2018	Jan-Sep 2017	FY 2017	Jan-Sep 2018	Jan-Sep 2017	FY 2017	Jan-Sep 2018	Jan-Sep 2017	FY 2017	Jan-Sep 2018	Jan-Sep 2017	FY 2017	Jan-Sep 2018	Jan-Sep 2017	FY 2017
Net sales service area	4,340	4,227	5,664	3,365	1,869	2,747	312	254	359	152	170	207	8,169	6,520	8,977
- Care for older people	3,235	3,008	4,061	2,516	1,522	2,185	273	254	339	152	170	207	6,176	4,954	6,792
- Care	1,105	1,219	1,603	849	347	562	39	-	20	-	-	-	1,993	1,566	2,185
Net sales contract model	4,340	4,227	5,664	3,365	1,869	2,747	312	254	359	152	170	207	8,169	6,520	8,977
- Own operations	2,991	2,874	3,868	3,233	1,763	2,601	105	72	110	128	155	185	6,457	4,864	6,764
- Outsourcing	1,349	1,353	1,796	132	106	146	207	182	249	24	15	22	1,712	1,656	2,213

Investments

SEKm	Q3 2018	Q3 2017	Jan-Sep 2018	Jan-Sep 2017	Jan-Sep 2017
Investments					
Investments in intangible assets	11	20	31	26	26
Investments in tangible assets	41	48	154	145	224
Divestments of tangible and intangible assets	-7	-6	-24	-27	-57
Total net investments	45	62	161	144	193
Intangible assets acquired through business combination					
Goodwill	5	97	211	208	1,568
Customer relations	2	28	93	56	243
Other	0	-	0	-	13
Total intangible assets acquired through business combination	7	125	304	264	1,824

For further information regarding acquisitions, see page 14.

Financial assets and liabilities

SEKm	Level	Sep 30, 2018	Sep 30, 2017*	Dec 31, 2017*
ASSETS				
Loans and receivables				
Trade receivables		1,081	1,028	1,204
Cash and cash equivalents		519	304	475
Total financial assets		1,600	1,332	1,679
LIABILITIES				
Financial liabilities at fair value through profit or loss				
Contingent considerations	3	135	93	132
Other financial liabilities				
Borrowings/leasing liabilities*		5,368	3,562	5,236
Trade payables		209	226	281
Total financial liabilities		5,712	3,881	5,649

*) Includes operations held for sale

The table shows the Group's significant financial assets and liabilities. Assets and liabilities recognized as loans and receivables, and other financial liabilities are valued at amortized cost. Fair value for all financial assets and liabilities are equal to the carrying value. For complete table and further information see Attendo's Annual report 2017, note C23.

Valuation technique

Level 3: The fair value of contingent considerations is based on estimated outcome from the contractual clauses in the share purchase agreements.

Pledged assets and contingent liabilities

SEKm	Sep 30, 2018	Sep 30, 2017	Dec 31, 2017
Assets pledged as collateral	125	149	133
Contingent liabilities	-	-	-

Note 1 Operations held for sale

Assets and liabilities related to the Finnish healthcare business have been reported as held for sale. Exchange rate differences related to hedge accounting will be allocated in connection with the divestment.

Analysis of profit from operations held for sale	Q3 2018	Q3 2017	Jan-Sep 2018	Jan-Sep 2017	Jan-Dec 2017
Net sales	566	521	1,735	1,626	2,180
Other operating income	0	0	1	0	0
Total revenue	566	521	1,736	1,626	2,180
Personnel costs	-253	-224	-804	-725	-971
Other external costs	-256	-232	-770	-744	-995
Amortization and depreciation of tangible and intangible assets	-4	-5	-13	-15	-20
Operating profit (EBITA)	53	60	149	142	194
Amortization of acquisition related intangible assets	-6	-5	-17	-16	-21
Operating profit (EBIT)	47	55	132	126	173
Net financial items	-	-	-	-	-
Profit before tax	47	55	132	126	173
Income tax	-9	-11	-26	-25	-35
Profit for the period from operations held for sale	38	44	106	101	138

Cash flow, SEKm	Q3 2018	Q3 2017	Jan-Sep 2018	Jan-Sep 2017	Jan-Dec 2017
Cash flow from operations	113	39	215	109	134
Cash flow from investing activities	0	-2	-1	-16	-17
Cash flow from financing activities	0	0	0	0	0
Total cash flow from operations held for sale	113	37	214	93	117

Balance sheet, SEKm	Jan-Sep 2018	Jan-Sep 2017	Jan-dec 2017
Assets in operations held for sale			
Intangible assets	1,833	-	-
Equipment	26	-	-
Other non-current assets	7	-	-
Current assets	457	-	-
Total assets	2,323	-	-
Liabilities in operations held for sale			
Non-current liabilities	11	-	-
Provisions	1	-	-
Trade payables and other current liabilities	286	-	-
Total liabilities	298	-	-

Key Data

		Q3 2018	Q3 2017	Jan-Sep 2018	Jan-Sep 2017	Jan-Dec 2017
Net sales	SEKm	2,802	2,220	8,169	6,520	8,977
Organic growth	%	4.1	1.7	3.3	1.4	0.9
Acquired growth	%	17.3	4.2	18.4	4.5	7.4
Changes in currencies	%	4.8	0.1	3.6	0.9	0.6
Operating profit (EBITA)	SEKm	297	277	613	702	890
Operating margin (EBITA)	%	10.6	12.5	7.5	10.8	9.9
Profit for the period	SEKm	171	179	303	444	542
Profit margin	%	6.1	8.1	3.7	6.8	6.0
Working capital *	SEKm	-288	-167	-288	-167	-314
Return on capital employed *	%	8.5	11.3	8.5	11.3	10.1
Net debt to equity ratio**	times	0.8	0.6	0.8	0.6	0.9
Equity to asset ratio *	%	42	48	42	48	42
Operating cash flow *	SEKm	186	73	554	511	763
Net investments	SEKm	-45	-65	-161	-144	-193
Average number of employees		17,087	15,015	16,533	14,096	14,341
Key data per share						
Earnings per share. Basic	SEK	1.07	1.12	1.89	2.78	3.39
Earnings per share. Diluted	SEK	1.06	1.11	1.89	2.77	3.38
Equity per share, basic *	SEK	-	-	35.47	32.00	33.60
Equity per share, diluted *	SEK	-	-	35.41	31.84	33.44
Average number of shares outstanding, basic	thousands	160,414	159,719	160,413	159,773	159,784
Average number of shares outstanding, diluted	thousands	160,592	160,629	160,687	160,566	160,544
Number of shares, end of period	thousands	160,933	160,000	160,933	160,000	160,933
Number of treasury shares, end of period	thousands	519	522	519	522	521
Number of shares outstanding, end of period	thousands	160,414	159,478	160,414	159,478	160,412

* Includes operations held for sale

Quarterly Data

SEKm	Q4 2016*	Q1 2017	Q2 2017	Q3 2017	Q4 2017	Q1 2018	Q2 2018	Q3 2018
Total net sales	2,647	2,111	2,189	2,220	2,457	2,624	2,743	2,802
- Net sales, own operations	1,656	1,557	1,646	1,661	1,901	2,056	2,168	2,233
- Net sales, outsourcing	787	554	543	559	556	568	575	569
- Net sales, staffing	204	-	-	-	-	-	-	-

*) Includes operations held for sale

SEKm	Q4 2016*	Q1 2017	Q2 2017	Q3 2017	Q4 2017	Q1 2018	Q2 2018	Q3 2018
Total net sales	2,647	2,111	2,189	2,220	2,457	2,624	2,743	2,802
- Net sales Sweden	1,388	1,376	1,419	1,432	1,437	1,448	1,452	1,441
- Net sales Finland	1,114	595	628	646	878	1,030	1,133	1,201
- Net sales Norway	86	85	84	85	105	97	106	109
- Net sales Denmark	59	55	58	57	37	49	52	51
Operating profit (EBITA)	241	239	186	277	188	188	128	297
Operating margin (EBITA), %	9.1	11.3	8.5	12.5	7.7	7.2	4.7	10.6
Profit for the period	151	154	111	179	98	92	40	171
Profit margin, %	5.7	7.3	5.1	8.1	4.0	3.5	1.5	6.1
Earnings per share basic, SEK	0.94	0.96	0.69	1.12	0.61	0.57	0.25	1.07
Earnings per share diluted, SEK	0.94	0.96	0.69	1.11	0.61	0.57	0.25	1.06
Average number of employees	14,602	13,600	13,674	15,015	15,076	15,545	16,967	17,087

*) Includes operations held for sale

Parent Company Income Statement

SEKm	Q3 2018	Q3 2017	Jan-Sep 2018	Jan-Sep 2017	Jan-Dec 2017
Net sales	2	3	8	9	11
Personnel costs	-4	-6	-14	-19	-24
Other external costs	-4	-2	-9	-8	-10
Operating profit	-6	-5	-15	-18	-23
Finance net	-2	-2	-6	-3	-4
Profit after financial items	-8	-7	-21	-21	-27
Group contributions	-	-	-	-	25
Profit before tax	-8	-7	-21	-21	-2
Income tax	-	-	-	-	-
Profit for the period	-8	-7	-21	-21	-2

Profit for the period corresponds to total comprehensive income

Parent Company Balance Sheet

SEKm	Sep 30, 2018	Sep 30, 2017	Dec 31, 2017
ASSETS			
Non-current assets			
Shares in subsidiaries	6,494	6,494	6,494
Total non-current assets	6,494	6,494	6,494
Current assets			
Receivables to group companies	-	4	28
Other receivables	3	2	1
Cash and cash equivalents	0	0	0
Total current assets	3	6	29
Total assets	6,497	6,500	6,523
EQUITY AND LIABILITIES			
Equity	6,026	6,176	6,251
Current liabilities			
Liabilities to group companies	459	306	256
Other liabilities	12	18	16
Total current liabilities	471	324	272
Total equity and liabilities	6,497	6,500	6,523

Information to shareholders and analysts

Calendar

Year-end report January-December	14 February 2019
Annual General Meeting	11 April 2019
Interim report, January-March	3 May 2019
Interim report January-June	19 July 2019
Interim report January-September	24 October 2019

Telephone conference

A telephone conference will be held on November 9, 2018 at 10.00 (CET) with Attendo's CEO Martin Tivéus and CFO Fredrik Lagercrantz. For participation please dial in on the following number:

SE: +46 8 566 426 96

FI: +358 981 710 492

UK: +44 203 008 9807

Link to webcast: <https://tv.streamfabriken.com/attendo-q3-2018>

For further information please contact

Fredrik Lagercrantz
CFO
Tel. +46 8 586 252 00

Andreas Koch
Communications and IR Director
Tel. +46 70 509 77 61

Disclosure on publication

The information in this report is what Attendo is required to disclose under Sweden's Securities Market Act and/or the Financial Instruments Trading Act.

Forward-looking information

This report contains forward-looking information based on current expectations of the Attendo's management. Although management deems that the expectations presented by such forward-looking information are reasonable, no guarantee can be given that these expectations will prove correct. Accordingly, the actual future outcome could vary considerably compared to what is stated in the forward-looking information, due to such factors as changed market conditions for Attendo's services and more general conditions regarding business cycles, market and competition, changes in legal requirements and other political measures, and fluctuation in exchange rates.

Attendo AB (publ)

Vendevägen 85A
182 91 Danderyd

Tel +46 8 586 251 00
Fax +46 8 586 250 01
www.attendo.com

Company number:
559026-7885

Introduction to Attendo

Attendo is the leading private provider of care services in the Nordics. The company has operations in Sweden, Finland, Norway and Denmark. Attendo is the largest private provider of care for older people in Sweden and Finland, and outsourced health care in Finland. Attendo is a locally based company and has more than 700 units in operation, in more than 200 municipalities. The company has more than 24,000 employees. With the vision of empowering the individual Attendo provides services within care for older people, care for people with disabilities, individual and families and health care.

Attendo provides care and health care through three contract models:

- Own operations, where Attendo provides services in own controlled units/premises or provides services in customer choice models. Attendo has own units within care for older people, people with disabilities, individuals and families, as well as dental care and occupational health care.
- Outsourcing operations, where Attendo provides services in publicly controlled units/premises or provides home care services based on outsourcing contracts. Attendo has outsourced units for care for older people, people with disabilities, individuals and families and health care.
- Staffing, where Attendo provides medical personnel such as general practitioners, specialists, dentists and nurses for health care.

Local authorities (mainly municipalities) are Attendo's payors for a large majority of the service offerings, but contract types and duration of contracts vary depending on service model and service offering. Own operations are based on framework agreements and outsourcing operations are based on outsourcing contracts, following a tender process. The contract period is typically 2-5 years. Staffing operations are normally based on framework agreements or direct contracts with durations of up to 4 years.

Definitions of key figures and alternative performance measures

Explanations to financial measures

Acquired growth	Increase in net sales related to companies or operations acquired the last 12 months.
Capital employed	Equity plus interest bearing liabilities.
Earnings per share	Profit for the period in relation to the average number of shares outstanding.
Equity/asset ratio	Equity as a percentage of total assets.
Equity per share	Equity in relation to the average number of shares outstanding.
Liquid funds	Cash/cash equivalents, short term investments and derivatives with a positive fair value.
Net debt (alternative performance measure)	Net debt is a way to describe the Group's indebtedness and its ability to repay its debt with cash if all debts were cancelled today. Net debt is defined as interest bearing liabilities and provisions for post-employment benefits less liquid funds. See the section "Financial position" in this report for a reconciliation of net debt.
Net debt to equity ratio	Net debt as a percentage of total equity.
Net investments	Net of investments and disposals of intangible and tangible assets excluding acquisition related assets. Investments and disposals of assets held for sale are not included in Net investments.
Operating cash flow (alternative performance measure)	Operating cash flow is a measure of the cash generated by the Group in its ongoing operations. Operating cash flow is defined as cash flow from operating activities adjusted for investments and divestments of tangible and intangible assets as well as paid and received interest. See note C31 in the annual report 2017 for a reconciliation of the measure on a full year basis.
Operating margin (EBIT)	Operating profit (EBIT) as a percentage of net sales.
Operating margin (EBITA)	Operating profit (EBITA) as a percentage of net sales.
Operating profit (EBIT) (alternative performance measure)	Attendo uses operating profit (EBIT) as an internal key figure as it shows the development of the ongoing operations regardless of funding. It is defined as profit before net financial items and income tax. See the consolidated income statement for a reconciliation of EBIT.
Operating profit (EBITA) (alternative performance measure)	Operating income (EBITA) is used as a key figure since it shows the development of the ongoing operations without influence from depreciation and amortization of acquisition related intangible assets and regardless of funding. Operating profit (EBITA) is defined as profit before amortisation of acquisition related intangible assets, net financial items and income tax. See the consolidated income statement for a reconciliation of EBITA.
Organic growth (alternative performance measure)	In order to show the underlying development of sales excluding acquisitions and currency effects, Attendo reports organic growth. Organic growth is defined as increase of net sales excluding acquisitions and currency effects. See note C31 in the annual report 2017 for a reconciliation of Organic growth on a full year basis.
Profit for the period	Profit/loss for the period attributable to parent company shareholders.
Profit margin	Profit for the period as a percentage of net sales.
Return on capital employed (alternative performance measure)	Attendo has chosen to report the return on capital employed as it shows profits from the operations in relation to the capital used in the operations. Operating profit (EBIT) is defined as operating profit (EBIT) rolling 12 months as a percentage of average capital employed. See note C31 in the annual report 2017 for a reconciliation of the key figure on a full year basis.
Working capital (alternative performance measure)	Working capital is an important key to optimizing cash generation. It is defined as current assets less liquid funds and short term interest bearing assets, minus short-term non-interest bearing liabilities and provisions. Assets and liabilities held for sale are excluded from the working capital. See note C31 in the annual report 2017 for a reconciliation of Working Capital on a full year basis.

Explanations to operational measures

New unit	Unit in operation less than 12 months.
Existing unit	Unit in operation more than 12 months.